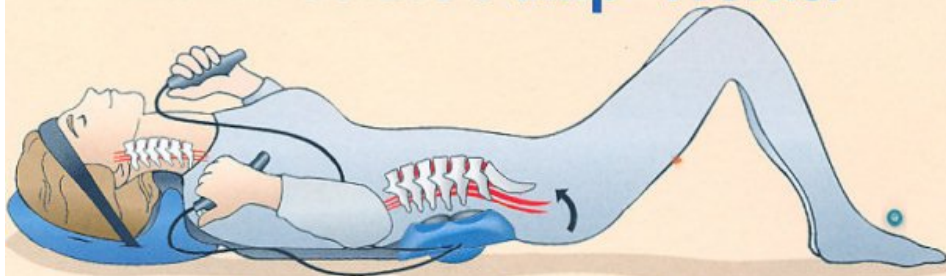
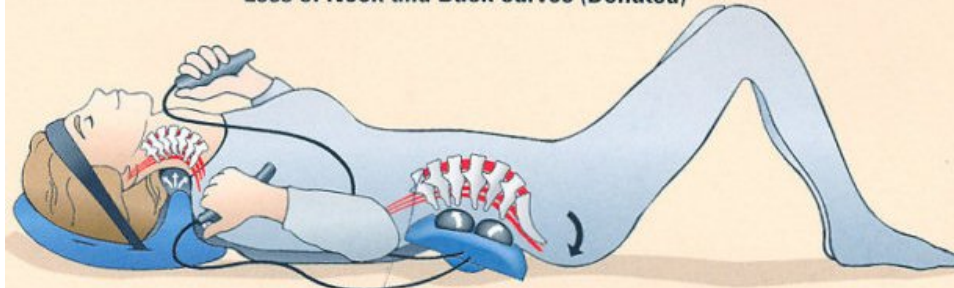


# How Posture Pump® Works.



Loss of Neck and Back curves (Deflated)

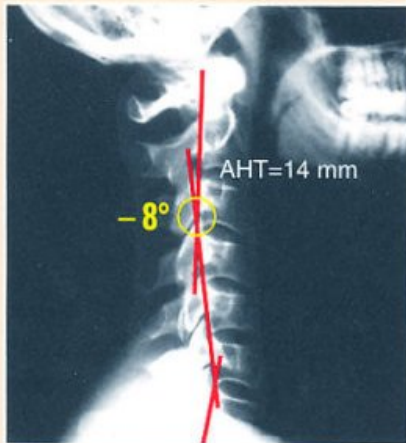


Normal Neck and Back curves (Inflated)

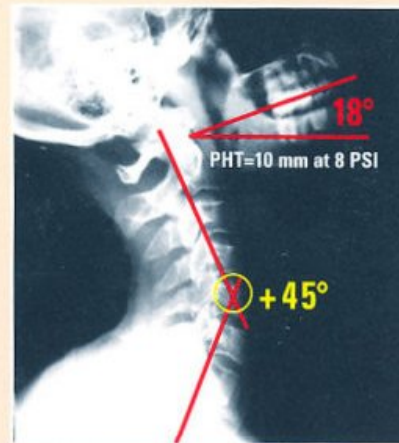
Patented up, down and rocking motions allow three individual air cells (manually or electronically inflated) to stretch and mold the spine into its **proper curved shape**. Built-in rocking mechanism on back exerciser allows for exercise of the abdominal and pelvic muscles while the lower back is shaped and strengthened.

## Seeing is Believing!

Carefully study the actual x-rays below of a backward (kyphotic) neck, as it is trained into a **proper curved shape** by the vigorous patented action of the Posture Pump® Cervical Spine Trainer®.



Patient No.11367 in neutral lateral position with a negative 8° buckle (reverse curve) at the stress vertebra C-3/4 and 14 mm of anterior head translation.



Same patient **inflated** on Posture Pump®. The stress vertebra is now at C-5, measuring a uniform 45° lordotic arc. Carefully note that this dramatic 53° lordotic reinforcement is being accomplished with a mere 18° cephalad head tilt and only 10 mm of posterior head translation!

**Nothing works like POSTURE PUMP.® Nothing!**